

WATER

# WATER CONSERVATION

information sheet 10




CONS

# Water conservation key points

**Repair leaking lines, valves and taps.**




**Use auto shut off nozzles and triggers on the end of hoses.**



**Use a broom instead of water for cleaning floors and pathways.**




**Install timers and pedals to use water only when needed.**



**Install a rainwater tank (rebates are available).**

**Consider a water recovery system if you use a lot of water.**



**Clean water  
is a resource  
that is in  
limited supply.  
By using  
efficient water  
management  
practices,  
we can help  
to preserve  
this resource  
for future  
generations.**

### Reduce it

- Repair leaking lines, valves and taps.
- Install flow restrictors or flow control valves.
- Install timers and pedals to use water only when needed.
- Use a broom instead of water for cleaning floors and pathways.
- Use high pressure washing systems to reduce wastewater generation.
- Educate employees about the importance of water conservation.
- Use auto shut off nozzles and triggers on the end of hoses.
- Insulate hot water lines to avoid cold water purging—and also save on energy.
- Locate hot water systems near taps and outlets.
- Install a rainwater tank (rebates are available).
- Install a dual flush toilet cistern.

### Reuse it

- Reuse treated wastewater in applications that do not require fresh water.
- Collect rainwater for the gardens, toilets and washing vehicles and machinery.
- Non-contact cooling water can often be reused.
- Consider a water recovery system if you use a lot of water.

### Eliminate It

- Use fans and condensers for cooling instead of water based systems.
- Purchase new equipment that is more water efficient.

### For more information contact

- Water Corporation – Water wise helpline 13 10 39.
- WA Department of Water 6364 7600.
- Contact your local accredited Waterwise plumber.

**Check out other Information Sheets in this series.**

# WATER

These information sheets have been produced by Perth Region NRM in consultation with our partners.  
Call (08) 9374 3333 or check out our website at [www.perthregionnrm.com](http://www.perthregionnrm.com)



**©Copyright:** Copyright of this material is owned by Perth Region NRM. Apart from :fair dealing for the purpose of private study, research, criticism or review; and as permitted under relevant copyright legislation; no part may be reproduced or used for any commercial purposes whatsoever. However, in keeping with Perth Region NRM's commitment to encourage the availability, dissemination and exchange of information, you are welcome to reproduce this material for personal, in-house or non-commercial use, without obtaining formal permission of Perth Region NRM and without charge, providing the source is acknowledged.

**Disclaimer:** These materials are provided voluntarily by Perth Region NRM as a public service. The information contained in them is provided for general guidance. Whilst the information is intended to be of general assistance, it is not intended as, and should not be relied upon as, professional advice to any person or organisation. You should make your own inquiries as to the appropriateness and suitability of the information for your particular circumstances. Although Perth Region NRM has made every effort to ensure that the material provided is complete, current, reliable and free from error, neither Perth Region NRM nor any of its officers, employees or volunteers warrant or make any other representation about the accuracy, adequacy or completeness of the information.

# CONNS